

LUXOR

OUTDOOR KITCHEN PRODUCTS




OUTDOOR COOKING AND HEATING PRODUCTS





COMBINATION GRILLS

Bringing together the best of both worlds, infrared and convectional systems can be combined in any size LUXOR grill.



CONVECTION GRILLS

LUXOR's convection style burner systems, composed of stainless steel u-shaped burners, rated at 27,500 BTU's each, is considered one of the highest BTU ratings in the industry. Combined with the heavy-duty stainless steel plates that support ceramic rocks, which help disperse heat evenly, absorbing and burning the drippings of food, results in the enhancement of flavor. The convectional style burner systems include 3/8" diameter stainless steel cooking grills.



- SMOKER BOX
- CUSTOMIZED TEMP GAUGE
- POLISHED EDGES
- INFRARED BACK BURNER
- HALOGEN LAMP
- WARMING RACK
- SPRINGASSIST HOOD

FREE STANDING SERIES



LUXOR 30" FREE STANDING GRILL / ROTISSERIE (AHT-30FR)
LUXOR 42" FREE STANDING GRILL / ROTISSERIE (AHT-42FR)
LUXOR 54" FREE STANDING GRILL / ROTISSERIE (AHT-54FR)

- Stainless steel warming rack
- Available in L.P. (Liquid Propane) or N.G. (Natural Gas)
- 730 to 1370 square inches of total cooking area (490 to 901 grilling area)
- Convection gas burners producing 55,000 to 82,500 BTUs
- Smoker box with independent burner
- 15,000 BTU Infrared back burner
- Electric stainless steel Rotisserie motor
- Cabinet doors and double drawers for easy storage access



BUILT-IN SERIES



LUXOR 30" BUILT-IN GRILL / ROTISSERIE (AHT-30R-BI)
LUXOR 42" BUILT-IN GRILL / ROTISSERIE (AHT-42R-BI)
LUXOR 54" BUILT-IN GRILL / ROTISSERIE (AHT-54R-BI)

- Stainless steel warming rack
- Available in L.P. (Liquid Propane) or N.G. (Natural Gas)
- 730 to 1370 square inches of total cooking area (490 to 910 grilling area)
- Convection gas burners producing 61,000 to 146,000 BTUs
- 15,000 BTU Infrared back burners
- Smoker box with independent burner
- Electric stainless steel Rotisserie motor



CHARCOAL BUILT-IN/FREE STANDING SERIES




30" - 42" CHARCOAL GRILLS


730 to 1050 square inches of total cooking area
(490 to 701 main grilling area)

- 304 Stainless Steel construction
- Stainless steel warming rack
- Crank lift to adjust charcoal pan
- Charcoal access door
- Removable ash pan
- Rotisserie kit with halogen light (optional)
- Solid 3/8" Dia. Stainless Steel rod cooking grills
- Thermometer

OUTDOOR VENT HOOD

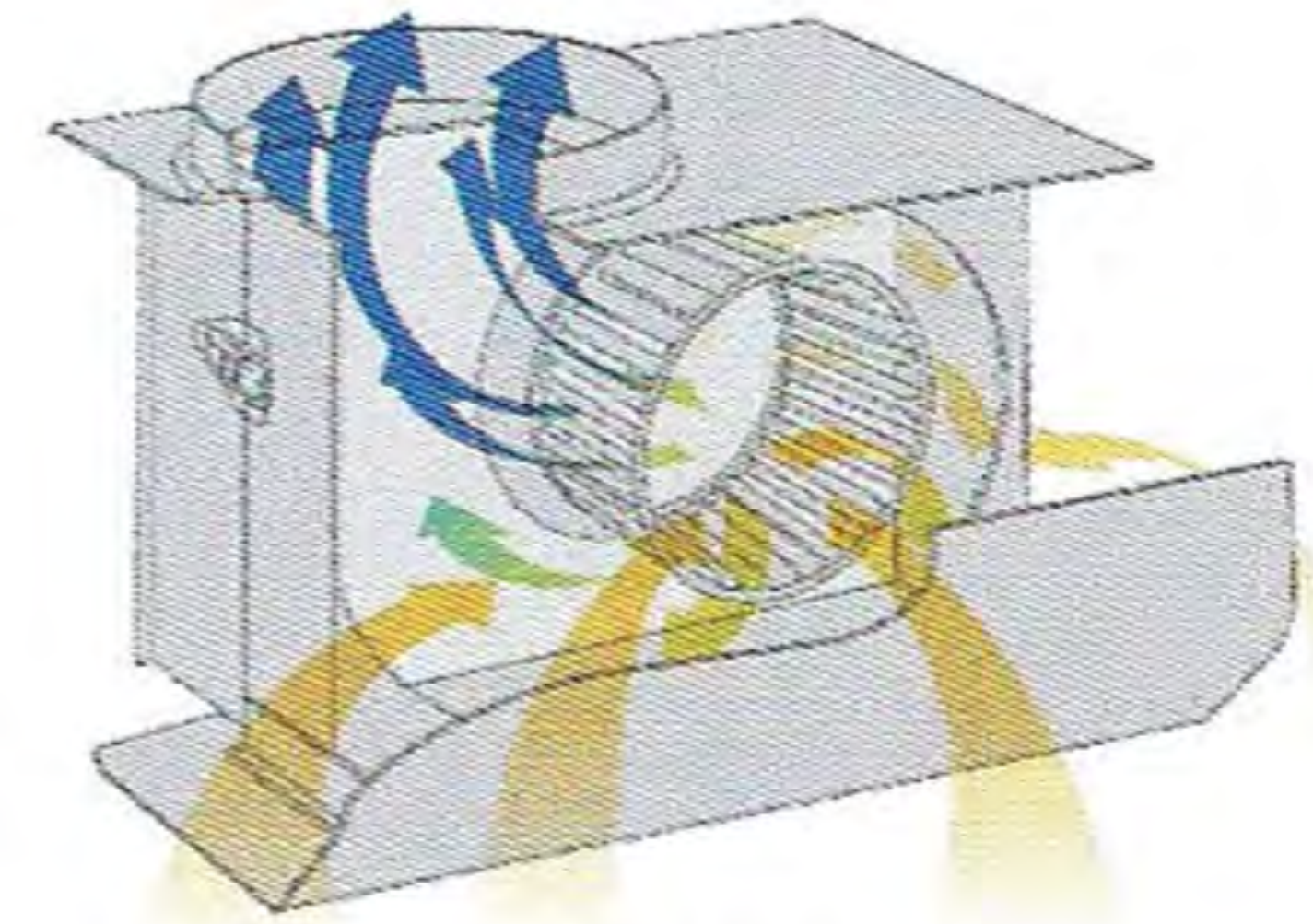


OUTDOOR VENT HOOD



VENTHOOD BOTTOM VIEW

Houses the Magic Lung.



THE MAGIC LUNG

PARTY CHILL MASTERS / PATIO HEATERS



PARTY CHILL MASTER

- 304 Stainless Steel
- Sink / Faucet
- Ice Storage
- Condiment Holder
- Bottle Opener / Cap Box
- Towel Rack
- Cutting Board
- Granite Prep Surface
- Bar Shelf
- Storage Drawer



LUXOR PATIO HEATERS


SIDE BURNERS

LUXOR DOUBLE SIDE BURNER

(AHT-DSB)

Any outdoor chef will enjoy the use of the LUXOR side burner which will complete the outdoor cooking experience by allowing you to create sauces, boil seafood and vegetables, fry food, or simply keep coffee warm. LUXOR side burners feature 304 all stainless steel construction similar to LUXOR gas grills and come with a lifetime warranty on all stainless steel construction and the brass power burners.


- Two 17,000 BTU burners.
- 304 Stainless steel construction.
- Easy to light push button electronic ignition.
- Matching protective stainless steel cover.
- Available for built-in or cart models.
- Removable heavy duty, 3/8" diameter 304 stainless steel constructed grates for easy cleanup and durability.



LUXOR SINGLE SIDE BURNER DROP-IN

(AHT-DI-SSB)

- One 12,000 BTU burner
- 304 Stainless Steel Construction.
- Easy to light push button electronic ignition.
- Matching protective stainless steel cover.
- Available for built-in models.
- Removable, heavy duty 5 1/16" diameter 304 stainless steel constructed grates, for easy cleanup and durability



WARMING DRAWER

(AHT-WD-30)

Cut out size: 28 3/4" W x 10" H x 21 1/4" D
Serve a piping hot meal every time, with the help of our 110 volt electric warming drawer, a great addition to any outdoor kitchen.

REFRIGERATION BUILT-IN ACCESSORIES



OUTDOOR REFRIGERATOR (AHT-OD-RF2) UL listed for outdoor use. Automatic light switch, double drawers.



OUTDOOR REFRIGERATOR (AHT-OD-RF1) UL listed for outdoor use. Automatic light switch.



OUTDOOR ICEMAKER (AHT-OD-IM) UL listed for outdoor use. 44 pound /day capacity. Produces hard, crystal clear ice cubes.



(AHT-IB-DI-24)

LUXOR PARTY CHILL MASTER

(AHT-IB-24)

Preserve ice and keep drinks chilled. The walls of this unit are insulated which allows for extended protection from the sun. This unit will be an added comfort for entertaining and serving drinks. The drain plug allows drainage while in use and will simplify cleanup after use. Available in slide-in or drop-in models.



OUTDOOR BLENDER



VINYL COVER



TRASH CHUTTE

LUXOR

SPECIFICATIONS Island cutout dimensions for LUXOR built-in products.

LUXOR GRILLS		WIDTH	DEPTH	HIGHT
TYPE	MODEL	W	D	H
GAS GRILLS	AHT-30	28 3/4"	23 "	10 1/4"
	AHT-42	40 3/4"	23 "	10 1/4"
	AHT-54	52 3/4"	23 "	10 1/4"
CHARCOAL GRILLS	AHT-30CHAR-BI	28 1/2"	20 1/2"	12 3/4"
	AHT-42CHAR-BI	40 1/2"	20 1/2 "	12 3/4"
	AHT-30CHAR-BI-OT	28 1/2"	20 1/2"	12 3/4"
	AHT-42CHAR-BI-OT	40 1/2"	20 1/2 "	12 3/4"
WARM	AHT-WD-30	28 3/4"	21 1/4"	10"
BURNERS	AHT-DSB	11 1/2"	22 1/4"	10"
	AHT-DI-SSB	10 3/4"	15 1/2 "	3 1/2"
ICE	AHT-IB-DI-24	23 1/2"	23 1/2"	11 7/8"
	AHT-IB-24	23 5/8"	23 1/2 "	11 7/8"
	AHT-IB-30	29 "	22 1/2"	10 1/2"
	AHT-IB-42	40 1/2"	22 1/2 "	10 1/2"
	AHT-ICDW	28 3/8"	20 3/4"	18"
	AHT-OD-RF	24 1/4"	24 "	33 3/4"
MEDALLION SERIES	AHT-ADM-2014-VR	14 1/4"	N/A	20 1/4"
	AHT-ADM-2014-VL	14 1/4"	N/A	20 1/4"
	AHT-ADM-1420-HR	20 1/4"	N/A	14 1/4"
	AHT-ADM-1420-HL	20 1/4"	N/A	14 1/4"
	AHT-ADM-2417-VR	17 1/4"	N/A	24 1/4"
	AHT-ADM-2417-VL	17 1/4"	N/A	24 1/4"
	AHT-ADM-1724HR	24 1/4"	N/A	17 1/4"
	AHT-ADM-1724HL	24 1/4"	N/A	17 1/4"
	AHT-ADM-30	28 1/4"	N/A	19 1/4"
	AHT-ADM-42	40 1/4"	N/A	19 1/4"
	AHT-M1D-L	28 1/2"	28 1/2"	3 3/4"
	AHT-M2D	11 1/2"	19"	19 1/2"
	AHT-MTS	14 1/2"	15 3/4"	22 1/2"
	AHT-MPTH	14 1/2"	7"	8 1/2"
	AHT-TCHUT	10 3/4"	16 3/4"	12 3/4"
	AHT-ADM2121	19 1/2"	N/A	19 1/2"

TYPE	MODEL	W	D	H
SLIMLINE SERIES	AHT-ADB-2014VR	14 1/4"	N/A	20 1/4"
	AHT-ADB-2014VL	14 1/4"	N/A	20 1/4"
	AHT-ADB-1420HR	20 1/4"	N/A	14 1/4"
	AHT-ADB-1420HL	20 1/4"	N/A	14 1/4"
	AHT-ADB-2417VR	17 1/4"	N/A	24 1/4"
	AHT-ADB-2417VL	17 1/4"	N/A	24 1/4"
	AHT-ADB-1724HR	24 1/4"	N/A	17 1/4"
	AHT-ADB-1724HL	24 1/4"	N/A	17 1/4"
	AHT-ADB-30	30 1/4"	N/A	19 1/4"
	AHT-ADB-42	42 1/4"	N/A	19 1/4"
	AHT-B1D	18 "	23 1/4"	6 1/2"
	AHT-B1D-DH	18 "	23 1/4"	13 "
	AHT-B2D	18 "	23 1/4"	13 "
	AHT-B3D	18 "	23 1/4"	24 1/2"
	AHT-TS-S	15 1/4"	16 1/2"	20 3/4"
	AHT-TS-L	18"	23 1/4"	24 1/2"
	AHT-PTH	14 1/2"	6 3/4"	8 1/2"
AHT-COMBO-30	30 3/4"	17 1/2"	19 3/4"	
CONTEMP	AHT-DR2	10 1/2"	19 5/8"	8 3/4"
	AHT-DR3	10 1/2"	19 5/8"	17 "

LUXOR™

AMERICAN HEATING TECHNOLOGIES, INC.

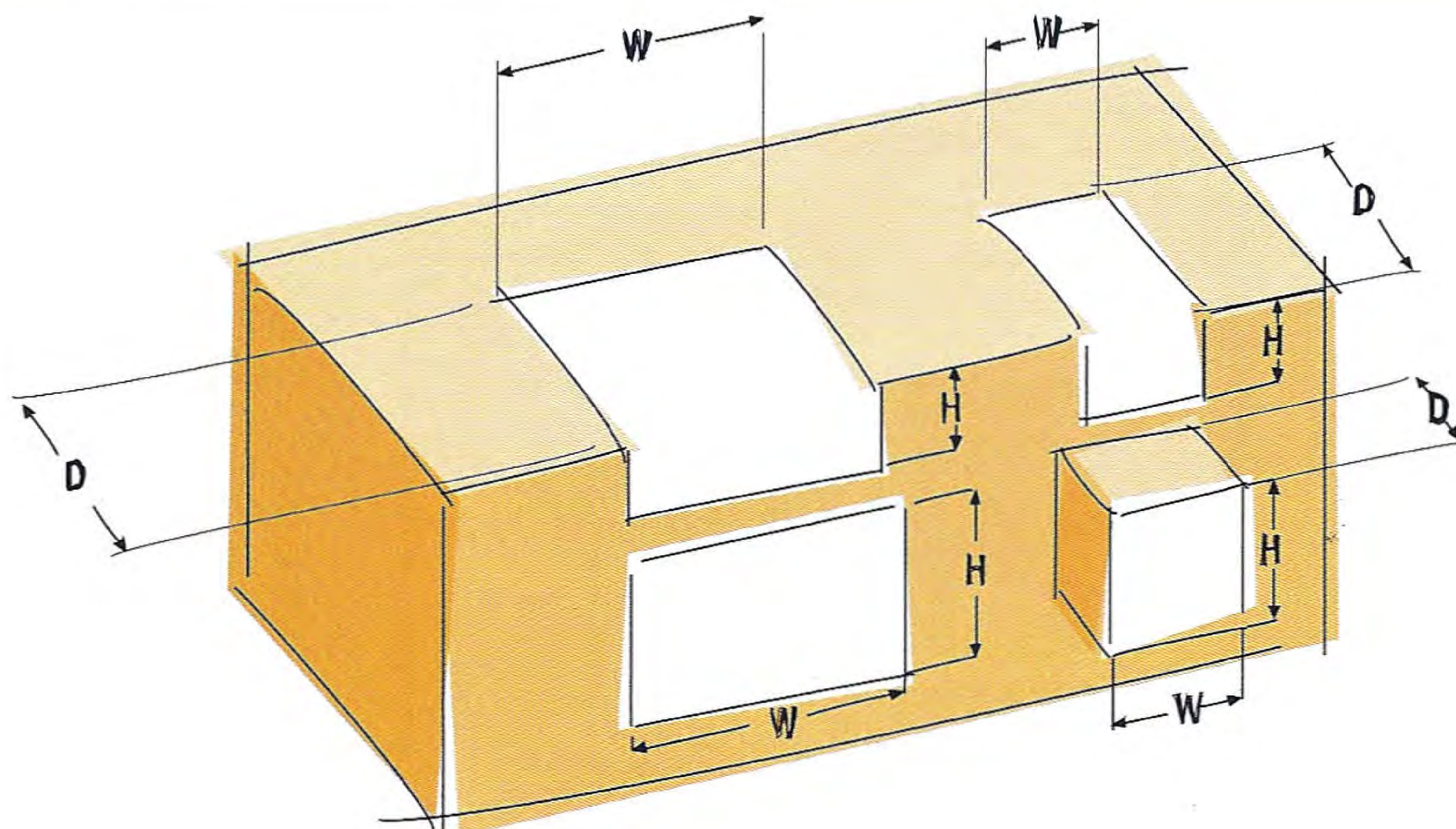
501 W. Glenoaks Blvd. Suite 125, Glendale, CA 91202

www.LuxorGrills.com

www.AmericanHeatingTechnologies.com

Tel: 877.4GRILLING (877.447.4554)

Fax: 818.240.8302



SLIMLINE SERIES

Enhance your built-in BBQ island with these built-in fine accessories. All stainless steel used on LUXOR accessories are 304 stainless steel.

DOUBLE DOOR 42" (AHT-ADB-42)
CUT OUT SIZE: 42 1/4"W x 19 1/4"H



SINGLE DRAWER DOUBLE HEIGHT (AHT-B1D-DH)
CUT OUT SIZE: 18" W x 13" H x 23 1/4" D



DOUBLE DOOR 30" (AHT-ADB-30)
CUT OUT SIZE: 30 1/4"W x 19 1/4"H



SINGLE DRAWER (AHT-B1D)
Cut out size: 18" W x 6 1/2" H x 23 1/4" D



TANK / TRASH CAN HOLDER

■ **SMALL** (AHT-TS-S)
CUT OUT SIZE: 15 1/4"W x 20 3/4"H x 16 1/2"D

■ **LARGE** (AHT-TS-L)
CUT OUT SIZE: 18"W x 24 1/2"H x 23 1/4"D




DOUBLE DRAWER (AHT-B2D)
CUT OUT SIZE: 18"W x 13"H x 23 1/4"D



TRIPLE DRAWER (AHTB3D)
CUT OUT SIZE: 18"W x 24 1/2"H x 23"D



PAPER TOWEL HOLDER (AHT-PTH)
CUT OUT SIZE: 14 1/2"W x 8 1/2"H x 6"D



SINGLE DOOR 24" (AHT-ADB-24)
VERTICAL CUT OUT SIZE: 17 1/4"W x 24 1/4"H
HORIZONTAL CUT OUT SIZE: 24 1/4"W x 17 1/4"H




SINGLE DOOR 20" (AHT-ADB-20)
VERTICAL CUT OUT SIZE: 14 1/4"W x 20 1/4"H
HORIZONTAL CUT OUT SIZE: 20 1/4"W x 14 1/4"H



DOOR DRAWER COMBO (AHT-COMBO-30)
CUT OUT SIZE: 30 3/4"W x 19 3/4"H x 17 1/2"D



ICE CHEST / COOLER DRAWER (AHT-ICDW-30)
Cut out size: 28 3/8"W x 18"H x 20 3/4"D
Keep cold drinks at your fingertips, with this easy accessible ice chest drawer with ample storage space.



Single Door (AHT-ADM-2121)
CUT OUT SIZE: 19 1/2"W x 19 1/2"H

Single Drawer (AHT-M1D-L)
CUT OUT SIZE: 28 1/2"W x 28 1/2"D x 3 3/4"H



Double Door (AHT-ADM-30)
CUT OUT SIZE: 28 1/4"W x 19 1/4"H

Double Drawer (AHT-M2D)
CUT OUT SIZE: 11 1/2"W x 19 1/2"H x 19"D



Double Door (AHT-ADM-42)
CUT OUT SIZE: 40 1/4"W x 19 1/4"H



Single Door (AHT-ADM-2417-VR)
CUT OUT SIZE: 17 1/4"W x 24 1/4"H

Single Door (AHT-ADM-2417-VL)
CUT OUT SIZE: 17 1/4"W x 24 1/4"H

Single Door (AHT-ADM-1724-HR)
CUT OUT SIZE: 24 1/4"W x 17 1/4"H


Single Door (AHT-ADM-1724-HL)
CUT OUT SIZE: 24 1/4"W x 17 1/4"H

Single Door (AHT-ADM-2014-VR)
CUT OUT SIZE: 14 1/4"W x 20 1/4"H

Single Door (AHT-ADM-2014-VL)
CUT OUT SIZE: 14 1/4"W x 20 1/4"H

Single Door (AHT-ADM-1420-HR)
CUT OUT SIZE: 20 1/4"W x 14 1/4"H


Single Door (AHT-ADM-1420-HL)
CUT OUT SIZE: 20 1/4"W x 14 1/4"H



Trash Pull-Out (AHT-MTS)
CUT OUT SIZE: 14 1/2"W x 22 1/2"H x 15 3/4" D



Paper Towel Holder (AHT-MPTH)
CUT OUT SIZE: 14 1/2"W x 8 1/2"H x 7"D



All Medallion Luxor accessories are equipped with Easy-Slide tracks.